

PATIENT INFORMATION

CARTIVA[®]
Synthetic Cartilage Implant



THE DIFFERENCE IS MOVING.™



Osteoarthritis ("OA") – A type of arthritis that occurs when flexible tissue at the ends of bones (cartilage) wears down. OA can cause pain, stiffness and swelling. OA is a disease that can limit motion over time.

WHAT IS THE CARTIVA® SCI?

The Cartiva® Synthetic Cartilage Implant (Cartiva SCI) is a man-made (synthetic) implant that is made of a soft plastic-like substance (polyvinyl alcohol) and salt water (saline). These materials are combined and molded into a solid, slippery and durable implant. Figure 1 shows a picture of the Cartiva SCI. The implant replaces the damaged cartilage surface of the big toe.



Figure 1: The Cartiva SCI implant

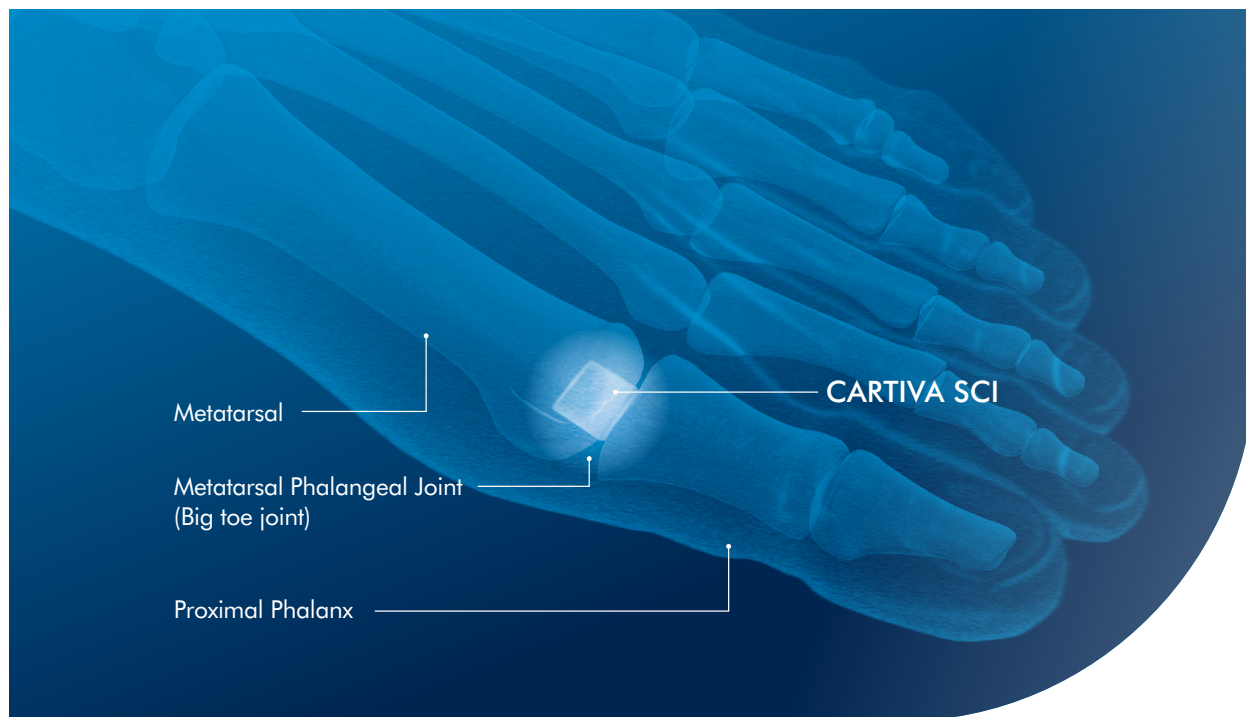


Figure 2: Metatarsophalangeal Joint (MTP joint) with the Cartiva SCI shown implanted

WHAT IS THE CARTIVA® SCI USED TO TREAT?

The Cartiva SCI is intended to treat painful arthritis in the joint of the big toe (first metatarsophalangeal joint). This arthritis of the big toe, also known as osteoarthritis or “OA”, involves the wearing down of the cartilage tissue located in the big toe joint. The worn down cartilage can cause pain.

HOW DOES THE CARTIVA® SCI TREAT OA OF THE BIG TOE?

Your doctor thinks that the Cartiva SCI may help you. The Cartiva SCI (Figure 1) is made to replace the damaged cartilage surface of the big toe. The implant is placed into the bone in your big toe (See Figure 2 for an image of the bones of the big toe). The Cartiva SCI provides a new smooth, slippery surface in the joint. As a result, the Cartiva SCI may help relieve the pain and stiffness in your big toe caused by the worn cartilage.

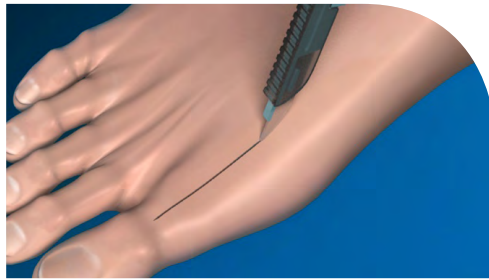
PROCEDURE

WHAT WILL HAPPEN BEFORE SURGERY?

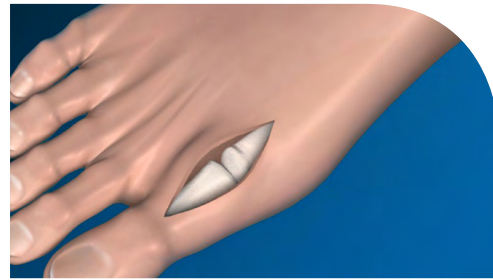
Your doctor will give you instructions prior to your surgery. You should follow these instructions the day before the operation. This surgery usually occurs without an overnight stay in the hospital. The procedure usually lasts about 25 minutes.

WHAT WILL HAPPEN DURING SURGERY?

The Cartiva SCI goes through a small cut in the top of your toe. You will be given drugs. The drugs will make you sleep during surgery. You will not feel the surgery.



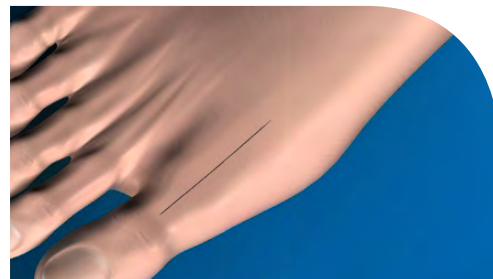
1: First, your doctor will make a small (about 2 inch) cut in the skin over the top of your big toe joint.



2: This will open the joint of your big toe. Then, the doctor will use special tools to remove bone to make a hole for the implant.



3: Your doctor will then place the Cartiva SCI into the hole. The Cartiva SCI implant provides a smooth, slippery, load-bearing surface.



4: The Cartiva SCI stays in place without the use of cement or glue. Then, your doctor will close the cut in your toe with stitches.

WHAT CAN I EXPECT AFTER SURGERY?

Ask your doctor about what will help you recover from surgery. It is important to follow your doctor's instructions carefully. You may begin putting weight on your toe as soon as you feel ready. You should begin exercises that move your joint immediately following surgery. You may need the help of a physical therapist to help you walk smoothly and without limping during your recovery. You should see your doctor to check on your progress after surgery.

WHERE DO I FIND OUT MORE INFORMATION ABOUT THE CARTIVA® SCI?

For additional information about the Cartiva SCI, visit our website at www.cartiva.net or information published on the US Food and Drug Administration's website at www.fda.gov.

TALK TO YOUR DOCTOR

This pamphlet is meant to give you useful information and knowledge about the Cartiva SCI implant. It is not intended to replace medical advice or instruction from your doctor.

Your doctor or physician is the only person responsible and qualified to appropriately diagnose and treat your health condition. Should you have any questions about the Cartiva SCI implant or its relevance to your course of treatment, please call your doctor.

CARTIVA®

Cartiva, Inc.
6120 Windward Parkway, Suite 220
Alpharetta, GA 30005
(877) 336-4616
www.cartiva.net
info@cartiva.net

© 2017 Cartiva, Inc. All rights reserved.
Patent: <http://cartiva.net/Home/Patents>

B20-0367 Rev. C